

5. Grow Like Bread

Teachers' Instructions

OBJECTIVES:

Help your students understand how important yeast is to bread, and how important they can be to the church when they learn about the Bible, pray and obey God.

Remind the class that the kingdom is the church. (A good time would be when they are adding the letter "D" to their attendance charts.)

BIBLE STUDY:

To prepare, study Matthew 6:33 and 13:33-35.

BEFORE CLASS:

Print out everything you plan to use for the class. There are three activities, and you may be able to use them all if you are teaching older preschoolers. Cut out the bread (one page makes enough bread for two children) and put one each of the three sizes into a baggie or envelope so they will be ready for each child to paste on the paper. If you don't know the song, "Read your Bible and Pray Every Day," the words are found on the next page. **Bake bread** in small loaves, or one large loaf to cut and give each child a slice. If you plan to send some home, print the labels and place them on baggies. The bread could also be used as a snack (perhaps with jelly). If you don't have time to bake bread, ask someone to do it for you, or use a loaf of store-bought bread.

Easy Bread Recipe – No Kneading!

Put ½ c. sugar, 2 t. salt, and 3 T. shortening in a bowl. Boil 1 c. water, pour into bowl and stir. Let cool 10-15 min. Measure 1 c. warm water and add 2 packages of yeast (save one empty package to show when you are telling the lesson). Stir then add to bowl. Add 2 eggs to bowl and mix. Gradually add up to 6 c. flour and stir. The dough should be a little sticky, but moldable. You can let it rise once before forming the bread, or put it right into the buttered bread pans. Butter waxed paper and cover the bread and also put a thin towel on top. (I have one pan that makes 8 small loaves at once, and this recipe will make the 8 loaves plus one more small loaf – about twice the size of the smaller loaves – **or** two average sized loaves). Let it rise for about 45 min. (When in a hurry, turn oven on for a couple of minutes and then turn it off when it is about 100 degrees. Put the covered bread into the oven with it turned off and the bread will rise more rapidly. Do **not** use rapid-rise yeast.) Make a small batch of bread with **no yeast to show what happens and how hard it gets when baked**. When the tops are lightly browned, it is done. Turn out onto a dishtowel and let it cool before putting into baggies with the labels.

LESSON:

Cover everything on the teaching page. Use the bread you have baked or purchased to introduce the lesson. Give the children some to eat while you tell the rest of the lesson.

Remember to review the new memory verse. Remind your students that the kingdom is the church. If you have them say it with you often enough, they will memorize it.

ACTIVITIES:

Give your students the page with six items, where they are to circle the things they learned about in the lesson. Do it together. Then let the children paste the bread onto the page with the pictures of a boy reading a Bible and two children praying. Be sure they put the small one first, then the medium loaf, and then the biggest loaf at the bottom. Now would be a good time to sing the song. When each child finishes gluing the loaves, give him or her a page to color while the others finish gluing. If you don't have time for your class to color the picture, you could send it home for them to color later.

SONGS AND A PRAYER:

The theme song today goes to the tune of "I Will Make you Fishers of Men." The words are: "Read your Bible (hands together, palms up, like a Bible) and pray (folded hands) every day, pray every day, pray every day. Read your Bible and pray every day, and you'll grow, grow, grow (hand out, raised a little with each 'grow')." And you'll grow, grow, grow. And you'll grow, grow, grow. Read your Bible and pray every day, and you'll grow, grow, grow."

Older students may want to sing the second verse, too, "While you are growing (move hand up like first verse), look up to Christ (look up with right hand above eyes like you are protecting them from the bright sun), look up to Christ, look up to Christ. While you are growing, look up to Christ and lead a friend to Him (take right hand like you are picking up something and move it over to the left hand with the palm up, as if you are placing something in the palm, and repeat it with each phrase), lead a friend to Him, lead a friend to Him. While you are growing, look up to Christ and lead a friend to Him." (Author unknown.)

During the prayer, be sure to thank God for the church! Ask God to help you/them grow and obey. If you have the students repeat short phrases, it will help them learn how to pray.

Keep large paper clips in your classroom all the time so you can fasten all the papers and the CPR cards when class is over, so they won't lose anything when they leave. Today if you are sending bread, you might want to take some plastic grocery sacks to put each child's papers and bread in one sack.


SPECIAL NOTE ABOUT THIS SAMPLE LESSON

The graphic of the Mom and little girl baking bread may not look very nice if you are viewing this without printing it out. However, it looks great when it is printed out. If you print the larger picture in black and white, it will work well for coloring (or using markers). When you print out the lesson for students to take home, those who are using the CD can print it in color if desired.

The labels for the baggies with homemade bread are not shown because there was a problem with formatting when I tried to add the files with columns.

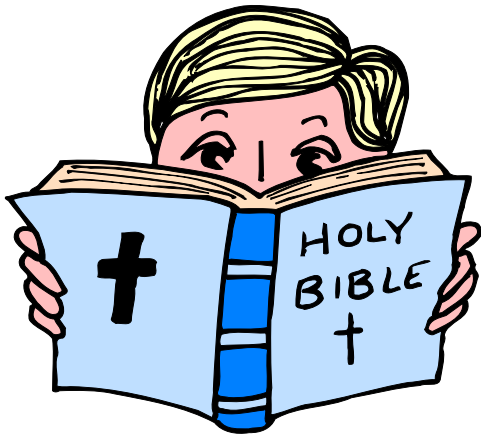
5. Grow Like Bread

Jesus told a parable about making bread (Matt. 13:33). When Mom bakes bread, if she remembers the yeast, the bread will grow and grow until she bakes it. If she forgets the yeast, the bread will be flat and hard.



Jesus said the church is like the yeast. When people who are not in the church look at our lives, if they see that we read the Bible, pray and obey God, then we are like the yeast that makes the bread grow. The church won't grow if Christians don't read the Bible, pray and obey God.

You can start being like the yeast in bread right now. When you listen to this lesson you are learning about the Bible! When you pray and obey God, you are like the yeast, too. Even children can be good examples for their friends!

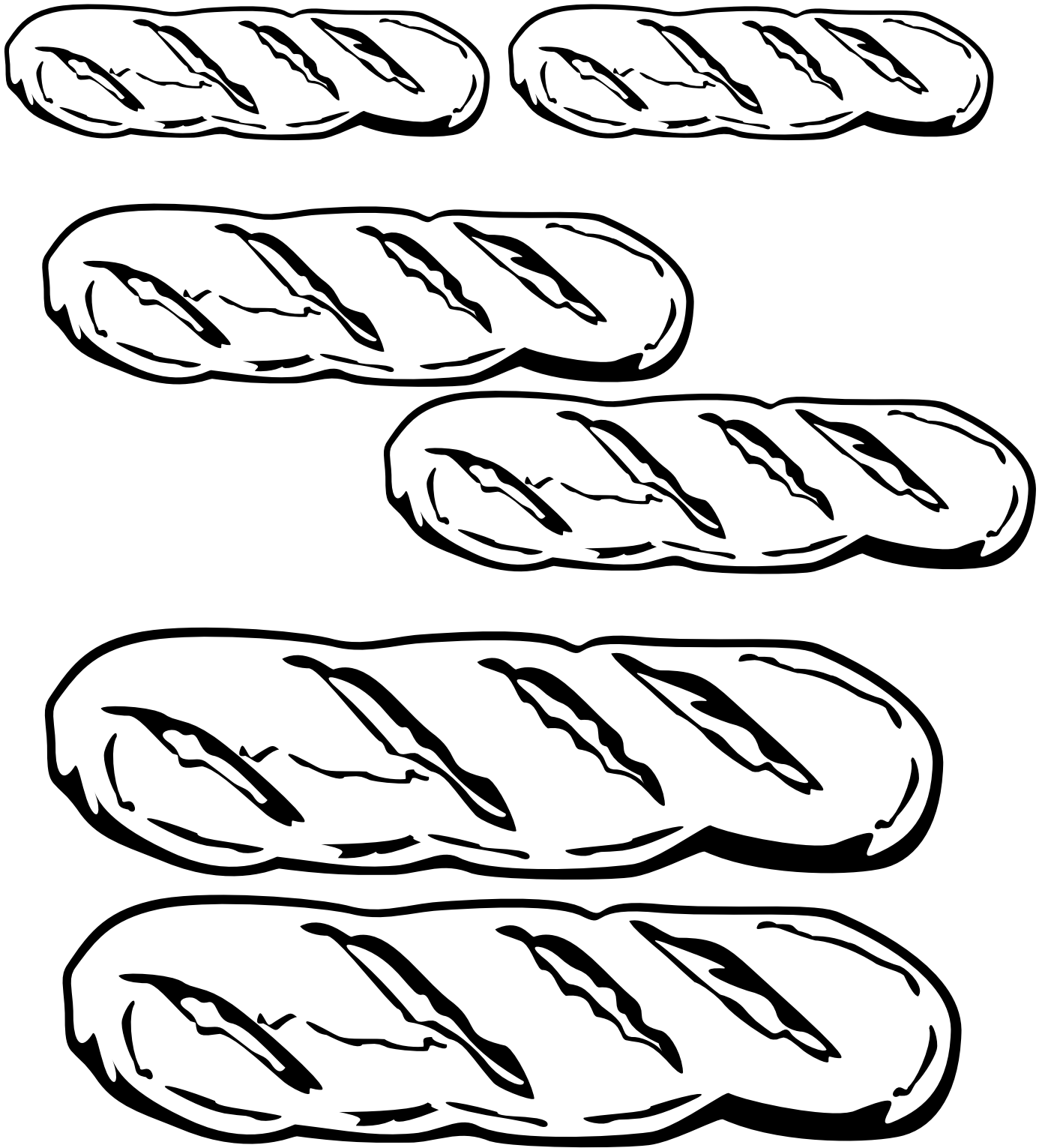


Read your Bible and pray every day and you'll...

Grow


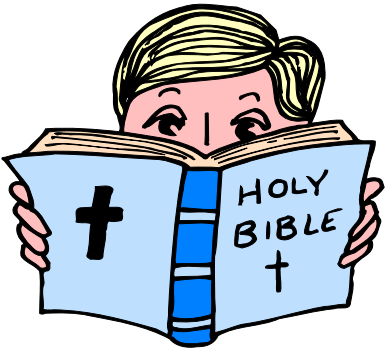


Grow


Grow



Teacher: Duplicate on tan or gold cover stock (or regular colored paper). Cut out for children to paste onto the page with part of a song, "Read your Bible and pray every day and you'll grow, grow, grow." Each child needs three loaves of bread: small, medium and large.

Which of these did you learn about in today's lesson?





Jesus told a parable about making bread (Matt. 13:33). I can be like the yeast. I want to learn what the Bible says and obey God. Then I can help the church grow like yeast makes bread grow!