

## Note to the customer:

**NOTE TO THE CUSTOMER:** Even if your children (in Bible class or at home) have recently studied the life of Christ, they will benefit greatly from this study. **RWS #6, Following in Christ's Footsteps**, points out many false teachings which are leading Christians astray. We must properly ground our children before they leave home so they won't fall prey to Satan when he is disguised as an angel of light (2 Cor. 11:13-15). Feel free to print out this lesson (or any of the other sample lessons) and use it at home or in Bible class. We are confident that the children you teach will benefit greatly and will be eager to study other lessons in this series.

Other topics covered in **RWS #6** include:

- Teaching about the old law and the new law.
- Why we must not follow the commandments of men.
- Jesus came to establish a spiritual kingdom, the church.
- Exposing the error of premillennialism (even though this term is not used).
- An explanation of why Christians are to remember Christ's death by partaking of communion every Sunday.
- Showing that Easter came from a pagan holiday, and must not be celebrated religiously.
- Explaining how even young people can deny Jesus (like Peter did) or stand up for Him.
- Clarifying that God's grace, although it is a free gift, does still require action on our part to accept this grace. We are not saved by faith alone (James 2:17-26).
- Teaching students that after the resurrection, Jesus instructed His disciples about the coming kingdom, or church (Acts 1:3).

Having been raised in a denomination, I know that the above includes many of the teachings that confused me as I read the Bible. We have an opportunity to plainly and clearly teach our children the Truth. Let us not fall short of this awesome responsibility.

**RWS #5, The Kingdom Parables**, and **RWS #4, The Kingdom is the Church**, would be good to use after this study. The New Testament **RWSs** are not presently in chronological order. The rest of the NT **RWSs** could be used in any order because they cover topics, not chronological events.

When I complete the chronological study of the Old Testament (**RWS #101 - #116**), I hope to work on a chronological study of the life of Christ and the establishment of the church. Due to the tragic death of my daughter in a car accident, the OT series will not be completed before 2005 at the earliest.

As you scroll down you will see the Teachers' Instructions first, and then the lesson as it appears in the book and on the CD or download. One of the coloring pages could not be reproduced here, but the content is described at the end of this document. Teachers may select which activities are best suited for the students in their classes and reproduce only those pages.

# 1. THE BIRTH OF CHRIST

## OBJECTIVES:

Make your students aware of how blessed the world is by the fact that Christ came to earth as a baby.

Emphasize the need to teach the whole truth even on matters which seem to be unessential to salvation, such as where the wise men came to worship Jesus.

**Older students should read** Luke 2:15-20 and Matthew 2:9-11 in class. A flannel graph or other visual aids from previous lessons can be used to illustrate the lesson to younger students.


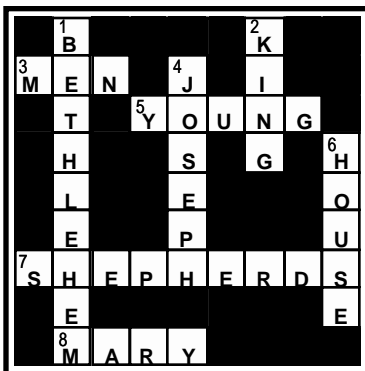
**Two versions** of the crossword puzzle are offered. Third and fourth graders should be able to complete the more difficult version with a little help. One suggestion to speed things up so you can complete it before class is over would be to have each student look up one passage and fill in the answer. To save time, have them write the answer only in the crossword puzzle and not on the lines. After everyone has found their verse, go around the room letting each one provide the answer. **Spell words** for young students.

**If you are teaching in a multi-age classroom** and you feel all children need assistance with the crossword puzzle, it might be advisable to ask someone to assist you. They could take one group of children and help with the crossword puzzle for their age group, while you assist the other age group. Keep all students together while you are teaching the lesson, and then split them up when you begin the activity.

Three coloring pages are given for this lesson. Choose the one or two which will best meet your needs and duplicate them on white or ivory paper. The rest of the lesson could be duplicated on colored paper to make it more attractive.

1st & 2nd Graders:

3rd & 4th Graders:



# 1. THE BIRTH OF CHRIST

For the next thirteen weeks we will be studying about how to follow in Christ's footsteps. We want to be like Jesus. Read 1 Peter 2:21.


Today we will be learning about the birth of our Savior, and some of the false teachings about His birth. Jesus warned, "Beware of false prophets" (Matt. 7:15).



Jesus was born in Bethlehem. Joseph had taken Mary there so he could pay his taxes. The inns were all full, so they went to a stable. When Jesus was born, Mary placed Him in a manger.

Shepherds were watching their flocks nearby. An angel told them the Savior had been born. Read Luke 2:12 to know what sign they would have to know the baby was really Jesus. Many angels joined in saying, "Glory to God in the highest, and on earth peace, good will toward men" (Luke 2:14). Read Luke 2:15-20.

Pictures usually show another group of people coming to worship Jesus at the stable: the wise men. But the wise men did not see baby Jesus at the stable. Read Matt. 2:9-11. Jesus was a young child living in a house when the wise men came. We do not know how many wise men came, but we know they brought three types of gifts.



**ACROSS:**


3. Wise \_\_\_\_\_ came looking for J̄ēs̄ūs (Mt. 2:2).
5. Jesus was a \_\_\_\_\_ child when th̄ē w̄īs̄ē men came (Mt. 2:9,11).
7. The \_\_\_\_\_ saw J̄ēs̄ūs "l̄ȳīn̄ḡ īn̄ ā manger (Lk. 2:8,16).
8. \_\_\_\_\_ was the mother of J̄ēs̄ūs (Lk. 2:5-7).

**DOWN:**

1. Jesus was born in \_\_\_\_\_ (Mt. 2:1).
2. The wise men asked, "Where is he that is born \_\_\_\_\_ of the Jews?" (Mt. 2:2).
4. The earthly father of Jesus was \_\_\_\_\_ (Lk. 2:4-7).
6. The wise men found Jesus living in a \_\_\_\_\_ (Mt. 2:11).



What is wrong with this picture? Cross it off.



**ACROSS:**

1. The wise men saw Jesus when He was a young \_\_\_\_\_, not a baby (Mt. 2:9).
4. The wise men were following a \_\_\_\_\_ (Mt. 2:2,9).
6. Caesar \_\_\_\_\_ decreed "that all the world should be taxed" (Lk. 2:1).
8. Jesus was born in the city of \_\_\_\_\_ (Mt. 2:2).
10. When the wise men arrived in Jerusalem, they spoke with the king, \_\_\_\_\_ (Mt. 2:3,7).
12. An angel told Joseph, "Arise, and take the young child and his \_\_\_\_\_ and flee into

Egypt" because Herod wanted to kill Jesus (Mt. 2:13).

13. The Bible does not say how many wise \_\_\_\_\_ came looking for Jesus (Mt. 2).
14. The wise men came to find Jesus, saying, "for we have seen his star in the east, and are come to \_\_\_\_\_ him" (Mt. 2:2).
15. The shepherds came to the stable, and "found Mary, and \_\_\_\_\_, and the babe lying in a manger" (Lk. 2:16).

**DOWN:**

2. The wise men did not find Jesus in a stable, but living in a \_\_\_\_\_ (Mt. 2:11).
3. After talking to Herod, the wise men "departed; and, lo, the star, which they saw in the \_\_\_\_\_, went before them, till it came and stood over where the young child was" (Mt. 2:9).
5. Joseph went to Bethlehem, when "all went to be \_\_\_\_\_, every one into his own city" (Lk. 2:3).
7. "And there were in the same country \_\_\_\_\_ abiding in the field, keeping watch over their flock by night" (Lk. 2:8).
9. The mother of Jesus was \_\_\_\_\_ (Mt. 2:11).
11. The wise men were "warned of God in a \_\_\_\_\_ that they should not return to Herod, [so] they departed into their own country another way" (Mt. 2:12).



An angel appeared to Mary before Jesus was born and told her, "hail, thou that art highly favoured, the Lord is with thee: blessed art thou among women." The angel told Mary about the coming birth of her son, Jesus.

But the Bible does not say we should make a statue of Mary and bow down to Mary. The Bible does not say we should pray to Mary. These are commandments of men, not God. We must obey God, not man (Matt. 15:9, Acts 5:29, and Acts 10:25,26).



**The Bible does not say we should celebrate the birth of Christ. Christmas is not mentioned in the Bible.** Christmas was not celebrated until about 300 years after the death of Christ. Those who celebrate Christmas as the birth of Christ are following the teachings of men, not God.

Christians can celebrate Christmas, in our homes, as a time to get together with our families and give gifts. But we should remember not to be greedy and just think about how many gifts we can get for ourselves. We should want to share with others. We should be careful not to put religious symbols on our tree, because we don't want people to think we are celebrating the birth of Christ.

The last coloring page could not be inserted here because it is to be printed on the page lengthwise. It shows four wise men and gives the following text below the picture:

Wise men followed the star until they came to the house where Jesus was living with his parents. In Matthew 2:11 Jesus is called a young child. He was not a tiny baby. The Bible does not say how many wise men came, but they brought three types of gifts: gold, frankincense, and myrrh.