

FRUIT OF THE SPIRIT

Lesson 7. Goodness

OBJECTIVES:

Teach the children about the need to be good.
Show goodness through the example of King Josiah.

BEFORE CLASS:

Be sure to pray for your students. Ask God to help you always be an example of goodness. Prepare the activities and PRC cards.

Purchase lunch size paper sacks for puppets. Print one face and crown for each child and provide one paper sack for each child. Have the face and crown cut out before class.

LESSON:

Always start with the flip chart. If you are teaching older students, ask them if they would like to say the first six by themselves. You could even have the children take turns standing to quote the first six fruit of the Spirit.

Example of Goodness – Lesson Text: **2 Chronicles 34.**

After you tell the story, talk to the children about King Josiah. He chose to be good when he was young even though his father and grandfather were evil. Talk to the children about their choices. It is a **choice** to be good or to be naughty.

Following is the lesson, as I would present it to my preschoolers:

In the Old Testament, we read about many different kings. Manasseh was an evil king. His son, Amon, was also evil. When Amon died, his son, Josiah, was **only eight years old**. (Emphasize this.) Josiah became king when Amon died. Josiah did what was right in the sight of God. Josiah wanted the people to worship God. When he was a young man (age 20), Josiah had men tear down the altars and the idols that the evil kings had allowed. He had men clean and repair the temple (age 26). While the temple was being cleaned, the book of God's laws was found. Josiah cried when he found out about God's laws because he and all the people had not been following them and he was sorry. Josiah made a promise to God that he would keep all of God's commandments. Josiah told the people that they had to serve the Lord. Josiah was a brave boy when he became king. He continued to be brave as a young man. How hard it must have been for him to tell the people that they had to start obeying God. Josiah did the right thing. He was a good boy and a good man. You can start now to be a good boy or a good girl!

ACTIVITIES:

Connect the dots: Print the dot-to-dot activity and let the students complete the crown. They can color it as well.

Circle the answer: The children should circle the correct answer as you read it. If the kids need help remembering that Josiah's dad was evil, what he found in the temple, or that he cried, then reread the story to them so that they can answer the questions.

Harder activity: You are provided with a more difficult activity for any older children who can read a little. The questions are answered with one number and three three-letter words ("God" and "law").

Match the crowns: There are five pair of crowns opposite each other. Have the children find the matches and draw a line from a crown to its match. This could be printed on gold paper to make the crowns prettier as they are in black and white and are this is not a coloring activity. A second option would be to cut the crowns apart and play the match game with them but this would take quite a bit of time.

Paper bag puppet: Let the children use glue sticks to put the face onto the bottom of the closed paper bag. The top of the head will stick up about an inch above the sack and the chin will hang down about an inch. DO NOT glue the chin to the middle part of the bag or the puppet will not open. Let the students glue the crown onto the head of the boy and let them color the sack so that the king has a colorful robe. Make one of these at home before class for a visual aid while telling the story. Show the children that if they insert their hands into the closed bag and stick their fingers right behind the face then they can make their puppets "talk." They may try to open the bag and then the puppet effect is lost. Your puppet could talk to them about making good choices if you have time at the end of class. The puppets could also help sing the songs.


SONGS AND PRAYER:

Ask God to help you be good like King Josiah.

Song suggestions are: "Oh Be Careful Little Eyes," and "This Little Light of Mine."

SPECIAL NOTE TO THOSE WHO ARE PREVIEWING THIS LESSON:

The dot-to-dot activity and the PRC cards could not be added to this preview document due to formatting difficulties. They are both on separate documents on the CD.



Josiah's dad chose to do:



Evil



Good

Josiah chose to do:

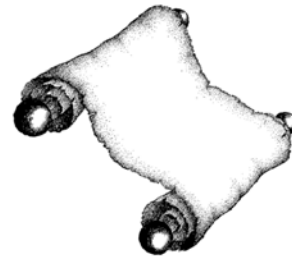


Evil



Good

What did Josiah find while cleaning the temple?



What did Josiah do when he heard the law?



Goodness

Josiah was _____ years old when




he became king.

Josiah did what was right in the sight

of _____.

Josiah cleaned the temple and found

God's _____.



Josiah cried and made a promise

to _____ that he would obey.

Draw a line between matching crowns:

