

9. Workers in the Vineyard

Teachers' Instructions

OBJECTIVES:

Even children can do work for the Lord. Although they are not Christians yet, most are from Christian homes. They can learn to do their part to help the church grow. In fact, it is our most important goal to inspire each student to want to some day be baptized and become a Christian worker for the Lord!

BIBLE STUDY:

Study Matthew 20:1-16.

BEFORE CLASS:

Print out a copy of the visual/teaching page showing the sun at various positions throughout the day. Use this page to show the children how each worker began at a different time. If possible, prepare a movable visual to also use while teaching the lesson. If you have preschool children at home, or know someone who does, obtain several little people (or you could use wooden clothespins and draw faces). Have enough pennies handy to "pay" each worker one penny at the end of the day. I realize the penny mentioned in the Bible is not the same as our penny, but it gives the children the idea that everyone was paid the same amount. Select one of the little people for the owner of the vineyard. Make clocks using paper plates, to indicate each time the owner went to find more workers. Use a brown or grey washcloth or rag to represent the vineyard. If you can buy some grapes for a snack, it would also help the children visualize what you are teaching.

Print out the page, "A Helper I Will Be," on the front and back of a page or on two separate pages. Print the graphics on various colors of pastel paper. Cut out the graphics and give each child a baggie or envelope with one of each graphic.

LESSON:

Read the Bible passage to yourself before class, and have a note card handy (if you need prompts) telling when each group went to work and what the owner of the vineyard told each group. Place the little people in the vineyard and the clock beside each group. Then have the owner go find more workers, etc., until every group is placed on the vineyard. When the owner pays the workers at the end of the day, place one penny beside each worker. Explain why it is fair that everyone received the same amount. Then teach about heaven and how Christians can all receive this great reward whether they are young when they are saved, old, or somewhere in between.

ACTIVITIES:

Work on the gluing activity all together. Then let the children color the graphic on the teaching page.


SONGS AND A PRAYER:

Give each student a job to do to help clean up the room, such as throw trash away, put crayons away, help pick up the items you used to tell the story and put them in a bag, etc. While they work, sing "A Helper I Will Be." Select other suitable songs.

When you lead the prayer, be sure to mention being a helper.

9. Workers in the Vineyard

The vineyard workers all got the same pay no matter how long they worked in the vineyard.




Faithful Christians will all go to heaven no matter how long they work in the kingdom (the church).



Paste a penny in each of the boxes next to the clocks.

©2011, Hanna Publications. May be reproduced for home or classroom use only.



9. Workers in the Vineyard




The workers who went out early in the morning worked hard all day. Look at all the fruit they harvested!



The workers who went out half way through the day, were able to get a lot done too.



Even the workers who came last to work were productive.




©2011, Hanna Publications. May be reproduced for home or classroom use only.

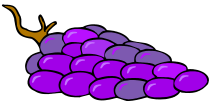
This illustrates the importance of all the workers. Even people who become Christians at the end of their lives are an encouragement and a blessing to the body of Christ.

9. Workers in the Vineyard

How Many?




How many?




How many?



How many?









How many?








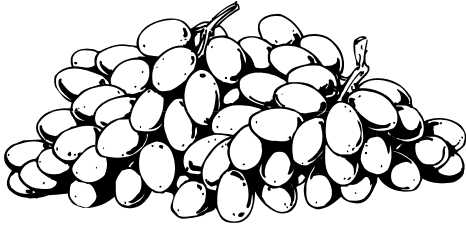
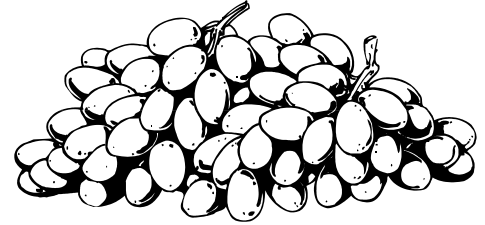

9. Workers in the Vineyard

Matching




9. Workers in the Vineyard

Matching



9. Workers in the Vineyard

Find the right path to the vineyard.





9. Workers in the Vineyard


Matthew 20:1-16

(3) Some started working at noon.


(2) Others began at 9:00.




(4) Others began at 3:00.



(1) Some began at 6:00.



(5) The last group began at 5:00.



When the work ended at 6:00 in the evening, all of the workers were paid the same amount. This teaches us that all Christians are important. Some serve for many years, and others only a short time. All can receive the same reward of a home in heaven. All workers are important to the church – young and old!