

Lesson 2: Be Honest

OBJECTIVES:

Teach children why they need to be honest -- tell the truth and never steal.
Show that God gave these commandments to Moses.
Stress the fact that God still wants His people to be honest.

BEFORE CLASS:

Print one sheet of cars for each student. If they are going to color the vehicles, use white paper. If not, use different colors of paper. Cut out the vehicles and put them in baggies, giving each child five different colors of vehicles. Print out the road signs and label for the page using cover stock if possible. Each page will be enough for two students. Tape two pieces of cover stock together in the middle, lengthwise. Make one for each child. Draw a road big enough for the children to glue the vehicles. When they glue the signs, be sure they leave enough room to draw the post to which the sign is attached. If you prefer, cut out posts and have the children glue one below each sign.

Print out the coloring page. Print and cut out the "PARENT REVIEW WITH CHILD" cards. Toward the end of class, remember to use a paper clip to attach all of the papers with the review card on the top. Make out a list of things you plan to do during the class so you won't forget anything. Plan time for a prayer and song(s).

LESSON:

Study Exodus 20 and 24. The preschool lesson will be very short, and should consist primarily of telling the children how God told Moses to come up on the mountain, and there God gave Moses tablets of stone on which God himself had written the commandments. Although the ten commandments in Exodus 20 are more familiar to most people, we need to keep in mind that God gave the Israelites many other commands, found in chapters 21-23. However, this is a little deep for preschoolers, so just stick to talking about Moses getting the ten commandments on the tablets of stone, given to him by God. If you have flannel graph people to use to tell the lesson, that would be a good way to illustrate it. If not, color the picture of Moses on the mountain getting the tablets of stone. If your class is all older preschoolers, mention that Moses was on the mountain for 40 days. **After the lesson** sing "Be Careful Little Eyes."

ACTIVITIES:

Let the children help you distribute the papers you have taped together, the baggies, a glue stick for each child and the label "Road to Honesty." Alternate helpers and make sure everyone gets a turn. If there are not enough jobs for each child to help this week, write down the names of those who helped so you can remember to call on other children the following week.





Show the children the sample page you prepared before class. Point to the label at the top of the page and tell the children to glue theirs in the same place on their papers. You can involve more children by asking them to help pick up the glue and colors when the activities are finished.

When a child finishes the "Road to Honesty," give that child a coloring page. If there is not room on the table to lay the road to the side and do the coloring, print each child's name on his or her road page and then gather them up to be distributed at the end of class.

MEMORY VERSE:

Since you just gave out the memory verses last week, it is best to practice the verse with all of the children speaking in unison. Use your own judgement as to whether or not to say the location of the verse this week. Before the month is over the children should all be able to say the verse and reference in unison.

Michael had some new toy trucks and cars. He let Billy play with them. When Billy left, one of the trucks was missing. Billy stole Michael's truck. Billy's mother made him take the truck back. God does not want us to steal. Color the trucks and cars and think about how God wants us to be honest.



©2005, Hanna Publications. May be reproduced for classroom or home use only.

Teacher: For a variation, attach two sheets of colored paper. Draw a road. Cut out the label saying: "Road to Honesty." Let the children cut and paste the cars and trucks onto the road, and put the label at the top of the page. Use the small signs as road signs by drawing a short pole.

**ROAD TO
HONESTY**

**ROAD TO
HONESTY**

**TELL THE
TRUTH**

**TELL THE
TRUTH**

NEVER LIE


NEVER LIE

**DO NOT
STEAL**

**DO NOT
STEAL**

BUILDING GOOD BEHAVIOR

2. Be Honest



When Moses was on the mountain, God gave him the ten commandments. One said God did not want people to steal. One said God did not want people to lie. Today God wants us to be honest just like He wanted His people to be honest in the days of Moses.

LESSON 2: BE HONEST
PARENT REVIEW WITH CHILD:

1. Who went up on the mountain to get the ten commandments? Moses
2. Who gave Moses the ten commandments? God
3. What are two of the commandments? Do not lie. Do not steal.
4. God wants you to tell the _____ (pause). Truth. HINT: "Does God want you to tell the truth?" Yes.
5. What is your memory verse? "Children obey your parents" (Ephesians 6:1).

LESSON 2: BE HONEST
PARENT REVIEW WITH CHILD:

1. Who went up on the mountain to get the ten commandments? Moses
2. Who gave Moses the ten commandments? God
3. What are two of the commandments? Do not lie. Do not steal.
4. God wants you to tell the _____ (pause). Truth. HINT: "Does God want you to tell the truth?" Yes.
5. What is your memory verse? "Children obey your parents" (Ephesians 6:1).

LESSON 2: BE HONEST
PARENT REVIEW WITH CHILD:

1. Who went up on the mountain to get the ten commandments? Moses
2. Who gave Moses the ten commandments? God
3. What are two of the commandments? Do not lie. Do not steal.
4. God wants you to tell the _____ (pause). Truth. HINT: "Does God want you to tell the truth?" Yes.
5. What is your memory verse? "Children obey your parents" (Ephesians 6:1).

LESSON 2: BE HONEST
PARENT REVIEW WITH CHILD:

1. Who went up on the mountain to get the ten commandments? Moses
2. Who gave Moses the ten commandments? God
3. What are two of the commandments? Do not lie. Do not steal.
4. God wants you to tell the _____ (pause). Truth. HINT: "Does God want you to tell the truth?" Yes.
5. What is your memory verse? "Children obey your parents" (Ephesians 6:1).

LESSON 2: BE HONEST
PARENT REVIEW WITH CHILD:

1. Who went up on the mountain to get the ten commandments? Moses
2. Who gave Moses the ten commandments? God
3. What are two of the commandments? Do not lie. Do not steal.
4. God wants you to tell the _____ (pause). Truth. HINT: "Does God want you to tell the truth?" Yes.
5. What is your memory verse?
"Children obey your parents in the Lord: for this is right" (Ephesians 6:1).

LESSON 2: BE HONEST
PARENT REVIEW WITH CHILD:

1. Who went up on the mountain to get the ten commandments? Moses
2. Who gave Moses the ten commandments? God
3. What are two of the commandments? Do not lie. Do not steal.
4. God wants you to tell the _____ (pause). Truth. HINT: "Does God want you to tell the truth?" Yes.
5. What is your memory verse?
"Children obey your parents in the Lord: for this is right" (Ephesians 6:1).

LESSON 2: BE HONEST
PARENT REVIEW WITH CHILD:

1. Who went up on the mountain to get the ten commandments? Moses
2. Who gave Moses the ten commandments? God
3. What are two of the commandments? Do not lie. Do not steal.
4. God wants you to tell the _____ (pause). Truth. HINT: "Does God want you to tell the truth?" Yes.
5. What is your memory verse?
"Children obey your parents in the Lord: for this is right" (Ephesians 6:1).

LESSON 2: BE HONEST
PARENT REVIEW WITH CHILD:

1. Who went up on the mountain to get the ten commandments? Moses
2. Who gave Moses the ten commandments? God
3. What are two of the commandments? Do not lie. Do not steal.
4. God wants you to tell the _____ (pause). Truth. HINT: "Does God want you to tell the truth?" Yes.
5. What is your memory verse?
"Children obey your parents in the Lord: for this is right" (Ephesians 6:1).